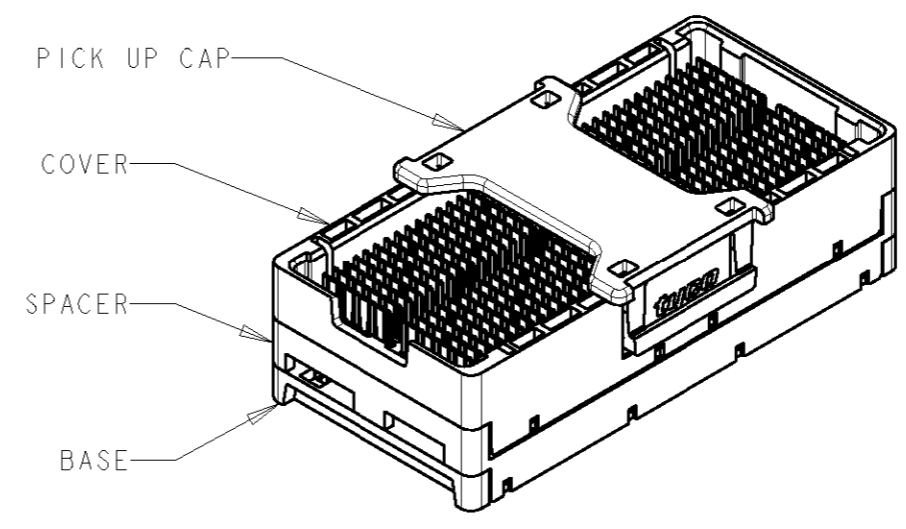
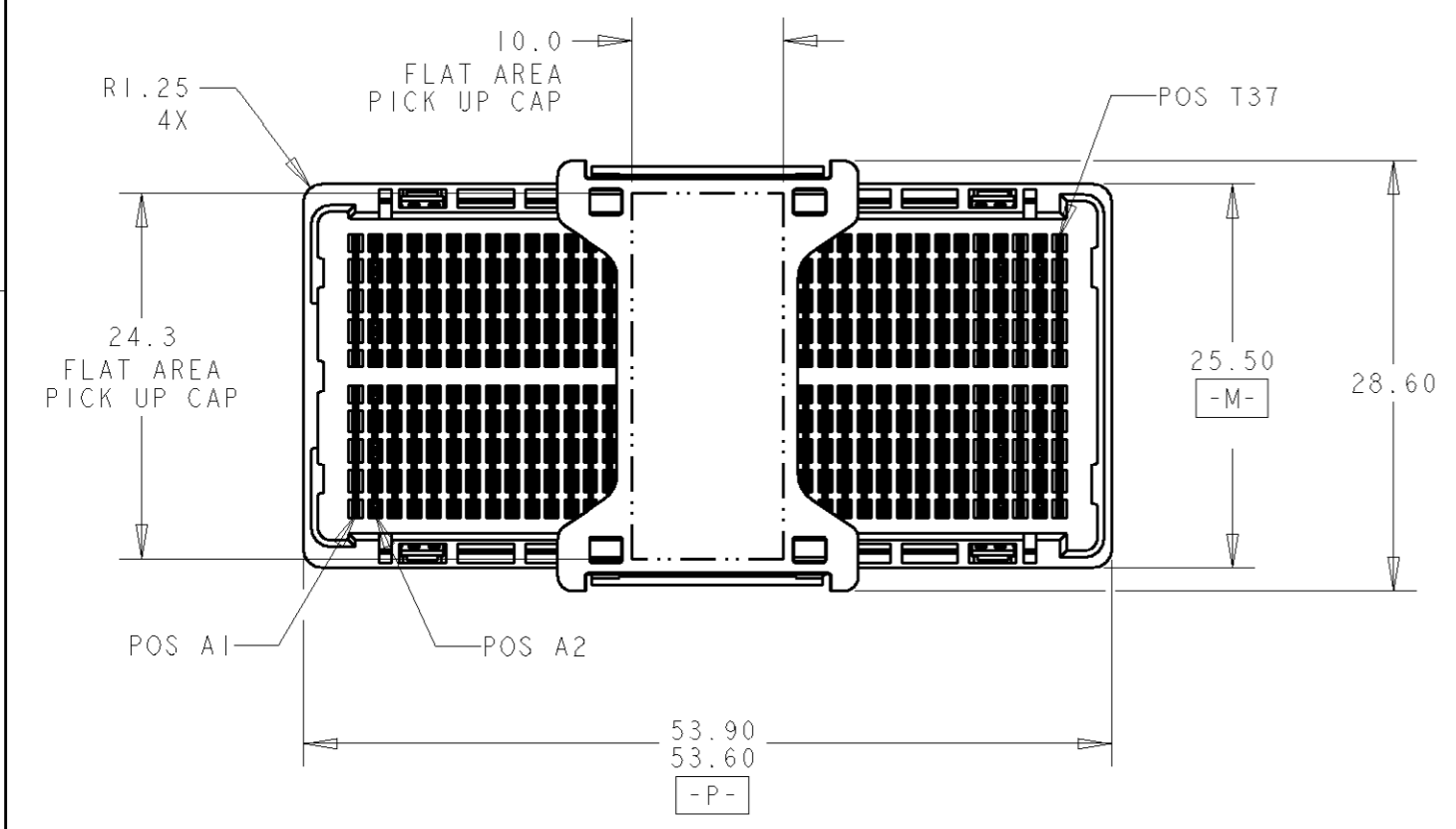
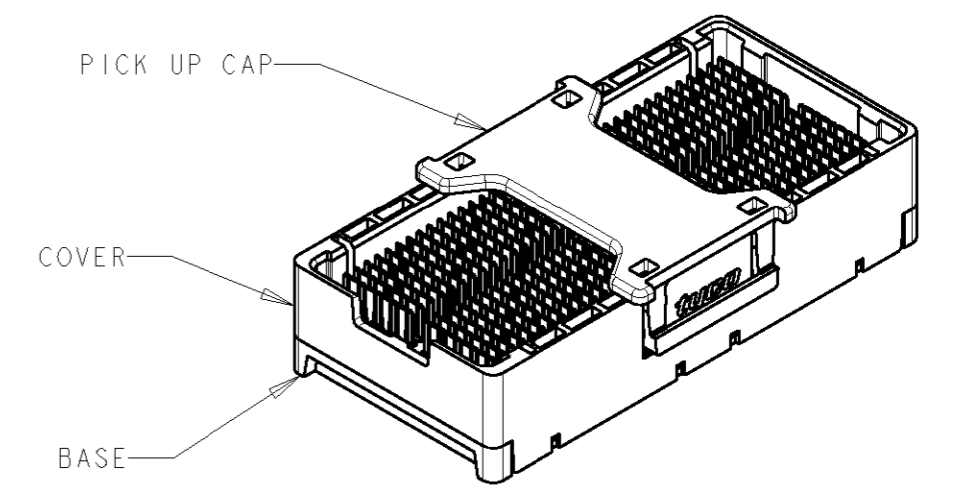
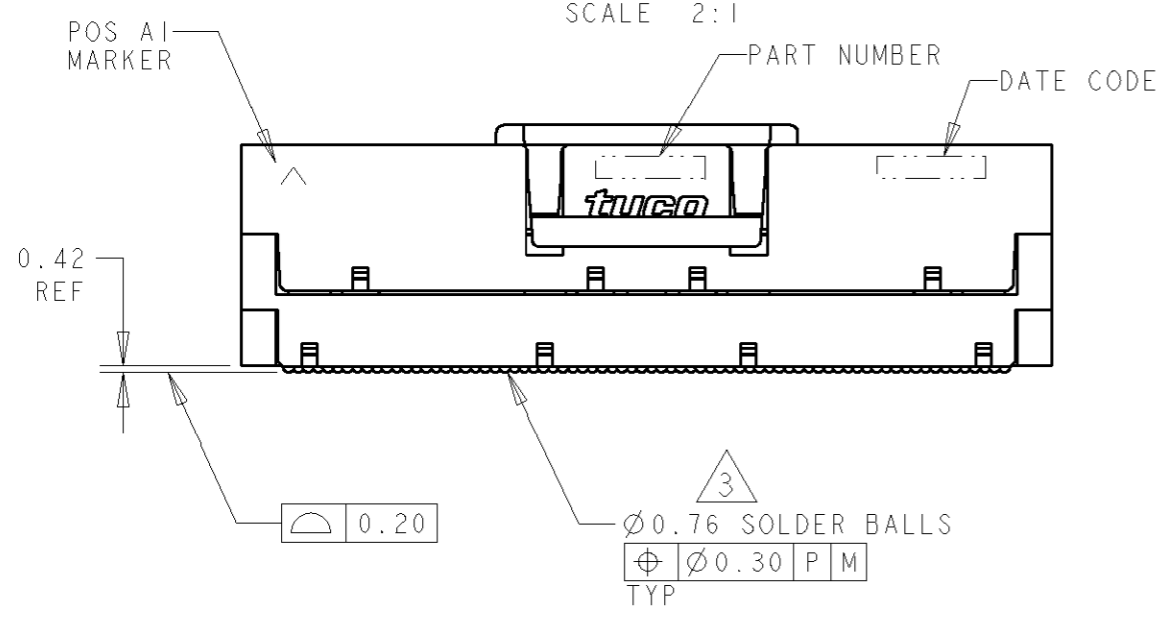


THIS DRAWING IS UNPUBLISHED. RELEASED FOR PUBLICATION 20
 © COPYRIGHT 20 BY TYCO ELECTRONICS CORPORATION. ALL RIGHTS RESERVED.

LOC	DIST	REVISIONS				
P	LTR	DESCRIPTION	DATE	DWN	APVD	
GP	00	A4	REV PER ECO-07-007656	04APR2007	BC DD	



TYPICAL ASSEMBLY
 15mm SHOWN
 SCALE 2:1



DIMENSIONS: mm 		TOLERANCES UNLESS OTHERWISE SPECIFIED: 0 PLC ±- 1 PLC ±0.3 2 PLC ±0.10 3 PLC ±0.050 4 PLC ±- ANGLES ±2°		DWN P BRANDBERG 10JAN05 CHR D WERTZ 12JAN05 APVD D WERTZ 12JAN05 PRODUCT SPEC 108-2143 APPLICATION SPEC 114-13101 WEIGHT -		tyco Electronics Tyco Electronics Harrisburg, PA 17105-3608	
MATERIAL 1 FINISH 2		CUSTOMER DRAWING		NAME STEP-Z PLUG ASSEMBLY, 296 SIGNAL POSITION SIZE A3 CAGE CODE 00779 C-1761616 DRAWING NO 1761616		RESTRICTED TO -	
SCALE - SHEET 1 OF 4 REV A4				AMP 1470-19 REV 31MAR2000			

THIS DRAWING IS UNPUBLISHED. RELEASED FOR PUBLICATION 20
 © COPYRIGHT 20 BY TYCO ELECTRONICS CORPORATION. ALL RIGHTS RESERVED.

LOC	DIST	REVISIONS					
		P	LTR	DESCRIPTION	DATE	DWN	APVD
GP	00		-	SEE SHEET 1	-	-	-

- 1 MATERIAL:
 BASE, SPACER, COVER: THERMOPLASTIC
 PICK UP CAP: THERMOPLASTIC
 CONTACT: COPPER ALLOY
 SOLDER BALL: Sn/Pb FOR P/N 1761614-1 THRU 5-1761614-0
 Sn/Ag FOR P/N 5-1761614-1 THRU 9-1761614-9
- 2 FINISH:
 CONTACT: 0.00076 MIN GOLD OVER 0.00127 MIN NICKEL.
 (30µ" MIN GOLD OVER 50µ" MIN NICKEL)
- 3 SOLDER BALLS WILL NOT BE PERFECT
 SPHERICAL SHAPE DUE TO REFLOW ATTACHMENT.
- 4 CONTACTS IN ROWS A,C,E,G,J,K,M,P,R, AND T
 ARE SINGLE BEAM CONTACTS,
 TYPICALLY USED AS GROUND PINS.
 (NOTE: CONTACTS IN ROW J & K ARE TIED
 TOGETHER [COMMONED]).
- 5 CONTACTS IN ROWS B,D,F,H,L,N,O, AND S
 ARE DUAL BEAM CONTACTS,
 TYPICALLY USED AS SIGNAL PINS.
- 6 SPECIFIED POSITIONAL TOLERANCE DEFINES PAD TO PAD
 LOCATION WITHIN LAND PATTERN. POSITIONAL TOLERANCE
 OF LAND PATTERN TO FUDICIAL MARKS OR PCB DATUMS
 SHALL BE DEFINED BY CUSTOMER. FOR RECOMMENDED
 PRODUCT APPLICATION AND PCB DESIGN DETAILS, SEE
 APPLICATION SPEC 114-13101.

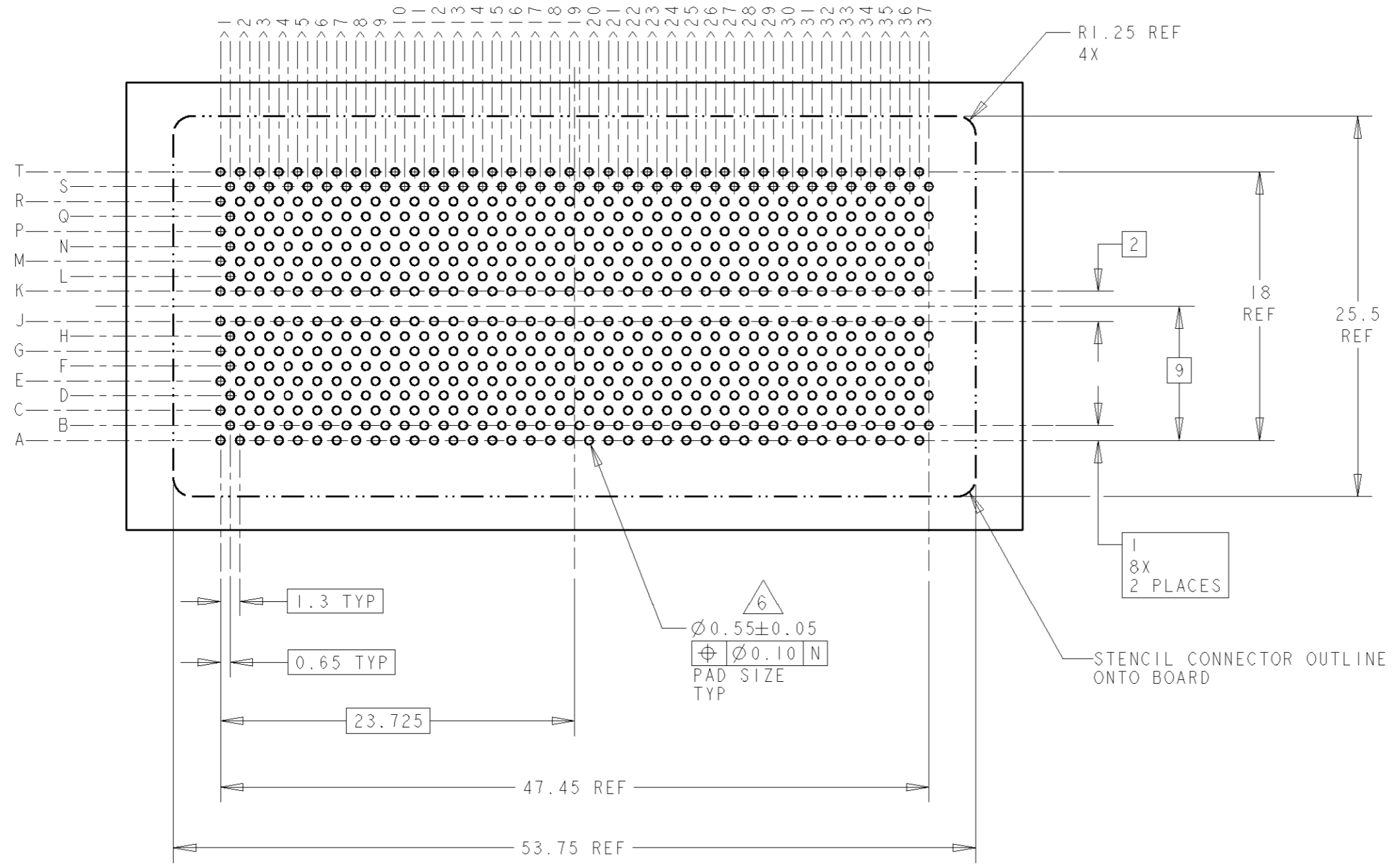
24.65	25.95	-	25mm Sn/Ag	7-1761616-5
19.65	20.95	-	20mm Sn/Ag	7-1761616-0
14.65	15.95	-	15mm Sn/Ag	6-1761616-5
12.65	13.95	-	13mm Sn/Ag	6-1761616-3
11.65	12.95	-	12mm Sn/Ag	6-1761616-2
9.65	10.95	-	10mm Sn/Ag	6-1761616-0
24.65	25.95	-	25mm Sn/Pb	2-1761616-5
19.65	20.95	-	20mm Sn/Pb	2-1761616-0
14.65	15.95	-	15mm Sn/Pb	1-1761616-5
12.65	13.95	-	13mm Sn/Pb	1-1761616-3
11.65	12.95	-	12mm Sn/Pb	1-1761616-2
9.65	10.95	-	10mm Sn/Pb	1-1761616-0
DIM H	DIM G	LOAD STYLE	DESCRIPTION	PART NUMBER

THIS DRAWING IS A CONTROLLED DOCUMENT FOR TYCO ELECTRONICS CORPORATION
 IT IS SUBJECT TO CHANGE AND THE CONTROLLING ENGINEERING ORGANIZATION
 SHOULD BE CONTACTED FOR THE LATEST REVISION.

DIMENSIONS: mm	TOLERANCES UNLESS OTHERWISE SPECIFIED: 0 PLC ±- 1 PLC ±0.3 2 PLC ±0.10 3 PLC ±0.050 4 PLC ±- ANGLES ±2°	DWN P BRANDBERG 10JAN05 CHK D WERTZ 12JAN05 APVD D WERTZ 12JAN05	Tyco Electronics Harrisburg, PA 17105-3608
MATERIAL -	FINISH -	PRODUCT SPEC - APPLICATION SPEC - WEIGHT -	
CUSTOMER DRAWING		SCALE -	SHEET 2 OF 4 REV A4

THIS DRAWING IS UNPUBLISHED. RELEASED FOR PUBLICATION 20
 © COPYRIGHT 20 BY TYCO ELECTRONICS CORPORATION. ALL RIGHTS RESERVED.

LOC	DIST	REVISIONS			
P	LTR	DESCRIPTION	DATE	DWN	APVD
GP	00	-	SEE SHEET 1	-	-



4 5 BOARD PATTERN
 SCALE 3:1

THIS DRAWING IS A CONTROLLED DOCUMENT FOR TYCO ELECTRONICS CORPORATION
 IT IS SUBJECT TO CHANGE AND THE CONTROLLING ENGINEERING ORGANIZATION
 SHOULD BE CONTACTED FOR THE LATEST REVISION.

DIMENSIONS:	TOLERANCES UNLESS OTHERWISE SPECIFIED:
mm	
	0 PLC ±-
	1 PLC ±0.3
	2 PLC ±0.10
	3 PLC ±0.050
	4 PLC ±-
	ANGLES ±2°
MATERIAL -	FINISH -

DWN	P BRANDBERG	10JAN05
CHK	D WERTZ	12JAN05
APVD	D WERTZ	12JAN05
PRODUCT SPEC	-	
APPLICATION SPEC	-	
WEIGHT	-	
CUSTOMER DRAWING		

tyco Electronics		Tyco Electronics Harrisburg, PA 17105-3608	
NAME STEP-Z PLUG ASSEMBLY, 296 SIGNAL POSITION			
SIZE	CAGE CODE	DRAWING NO	RESTRICTED TO
A3	00779	C-1761616	-
SCALE -		SHEET 3 OF 4	REV A4

THIS DRAWING IS UNPUBLISHED.

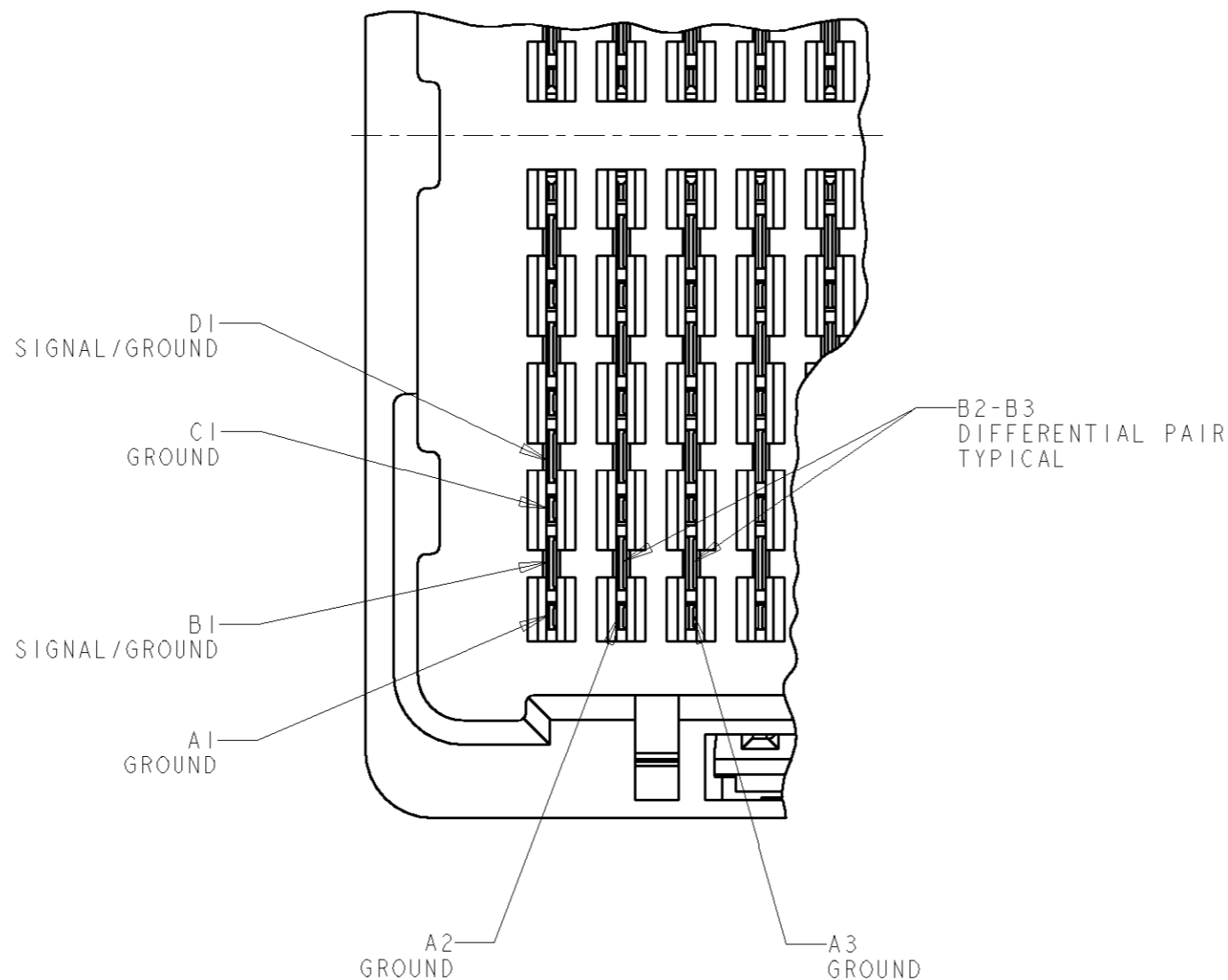
RELEASED FOR PUBLICATION

20

© COPYRIGHT 20

BY TYCO ELECTRONICS CORPORATION. ALL RIGHTS RESERVED.

LOC	DIST	REVISIONS				
P	LTR	DESCRIPTION	DATE	DWN	APVD	
GP	00	-	SEE SHEET 1	-	-	



PLUG INTERFACE
SCALE 8:1

THIS DRAWING IS A CONTROLLED DOCUMENT FOR TYCO ELECTRONICS CORPORATION
IT IS SUBJECT TO CHANGE AND THE CONTROLLING ENGINEERING ORGANIZATION
SHOULD BE CONTACTED FOR THE LATEST REVISION.

DIMENSIONS: mm	TOLERANCES UNLESS OTHERWISE SPECIFIED: 0 PLC ±- 1 PLC ±0.3 2 PLC ±0.10 3 PLC ±0.050 4 PLC ±- ANGLES ±2°
MATERIAL -	FINISH -

DWN	P BRANDBERG	10JAN05
CHK	D WERTZ	12JAN05
APVD	D WERTZ	12JAN05
PRODUCT SPEC	-	
APPLICATION SPEC	-	
WEIGHT	-	
CUSTOMER DRAWING		

tyco Electronics		Tyco Electronics Harrisburg, PA 17105-3608	
NAME STEP-Z PLUG ASSEMBLY, 296 SIGNAL POSITION			
SIZE	CAGE CODE	DRAWING NO	RESTRICTED TO
A3	00779	C-1761616	-
SCALE -		SHEET 4 OF 4	REV A4